














LEGEND

Note: Areas and configuration of the Storm Water Management Facilities are approximate and may differ upon rezoning and subdivision.

	Low Density Residential (LDR)		Neighbourhood Commercial		Commercial		Neighbourhood Boundary
	Street-Oriented Residential (SO)		Urban Village Park		Storm Water Management Facility (SWMF)		Donald R. Getty School
	Townhomes (T)		School/Park		Urban Service		
	Low Rise Apartments (LRA)		Environmental Reserve				